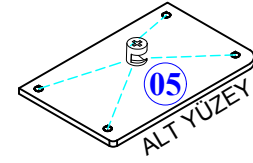
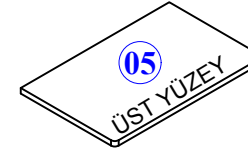
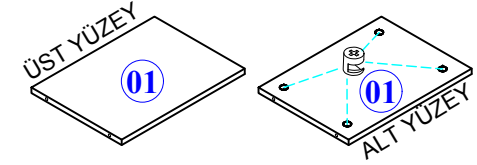
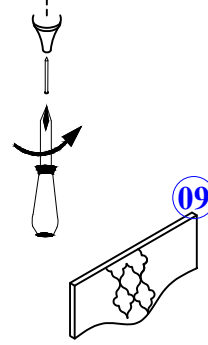
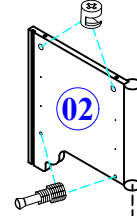
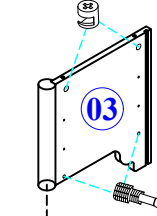
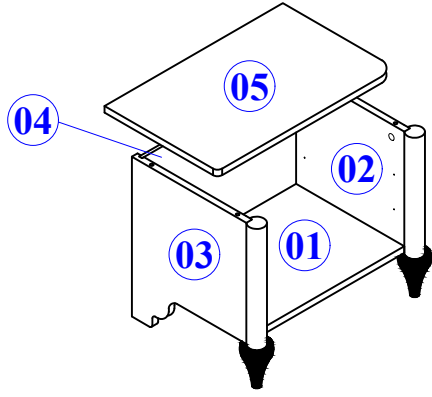


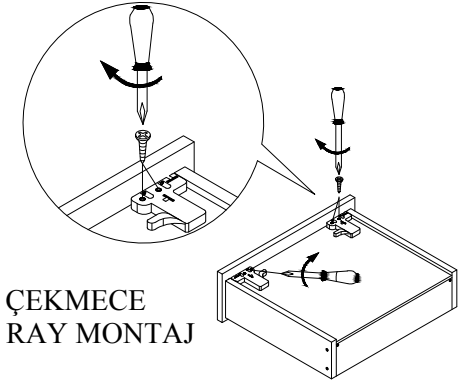
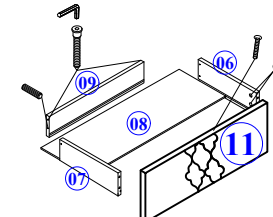
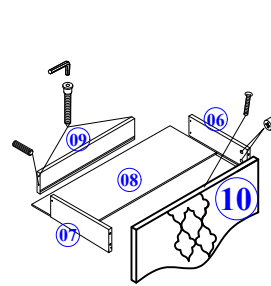
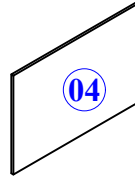
- Yedek Parçaya ihtiyaç duyduğunuz takdirde, lütfen montaj klavuzunda gösterilmiş olan Parça kodunu belirtiniz.
- WHEN ORDERING EXTRA PARTS , DO NOT FORGET TO MENTION PART CODE








1



NO PARÇA ADI

- 01 - ALT TABLA
 02 - SAĞ YAN TABLA
 03 - SOL YAN TABLA
 04 - ARKALIK
 05 - ÜST TABLA
 06 - ÇEKMECE SAĞ YAN
 07 - ÇEKMECE SOL YAN
 08 - ÇEKMECE TABANI
 09 - ÇEKMECE ARKA
 10 - ÜST MOD.ÇEKMECE ÖNÜ
 11 - ALT MOD.ÇEKMECE ÖNÜ



						
U 6	F 3	A 17	N 1	C 17	R 9	M 9

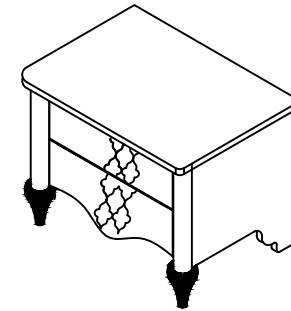
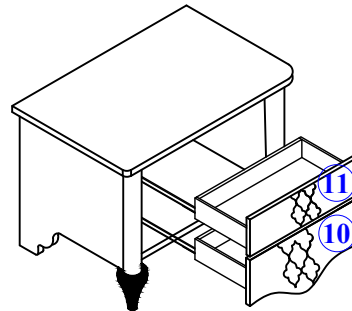
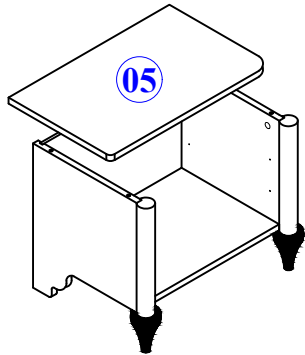
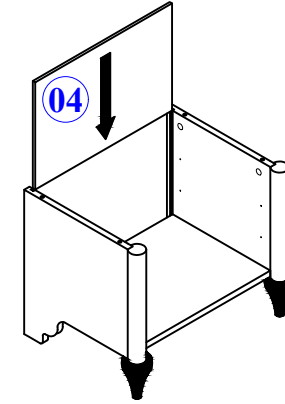
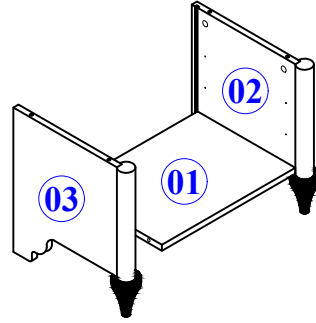
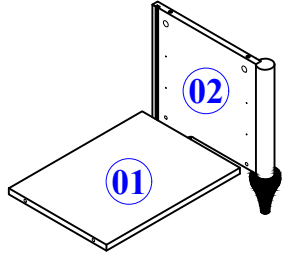
ÇEKMECE RAY MONTAJ

MONTAJ TALİMATI

MODEL ADI	PREMIUM GENÇ ODASI	DÖKÜMAN NO	MNT 1
MODÜL ADI	KOMODİN		
			Sayfa 1 / 2

- Yedek Parçaya ihtiyaç duyduğunuz takdirde, lütfen montaj klavuzunda gösterilmiş olan Parça kodunu belirtiniz.
- WHEN ORDERING EXTRA PARTS , DO NOT FORGET TO MENTION PART CODE

2



KOMODİNİZ KULLANIMA HAZIRDIR.
İYİ GÜNLERDE KULLANINIZ...

2

MONTAJ TALİMATI

MODEL ADI
ÜNİTE ADI
ÜNİTE KOD

TARZ GENÇ ODASI
KOMODİN

DÖKÜMAN NO

MNT - 02

Sayfa 2 / 2